


Test Components



Test cartridge



Detector tube (Granule)



Detector diluent



ID chip

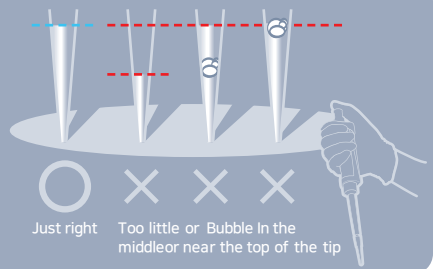


Ensure that the lot number of the components match.

LOT Matches **LOT**



Leave test components (if stored in the refrigerator) at room temperature for at least 30 minutes before use.



Test Procedure

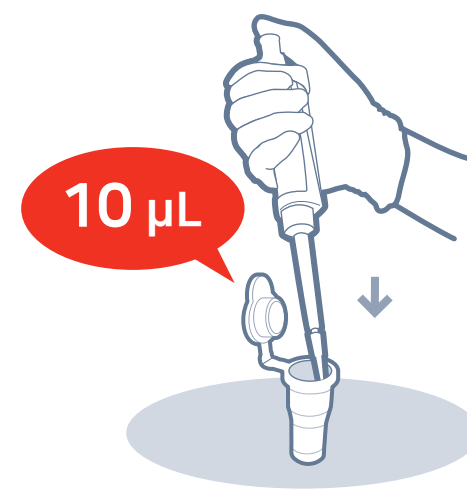
- 1** Draw 150 μ L of Detector diluent.

- 2** Add it into Detector tube.

- 3** Draw 10 μ L. (Plasma / Whole blood / Control)

- 4** Add it into Detector tube.

- 5** Shake 15 times.



- 6** Draw 75 μ L.

- 7** Load the sample mixture.

- 8** Wait 12 minutes.

- 9** Insert the test cartridge.

- 10** Press 'Start'.

- 11** Read the test result.

